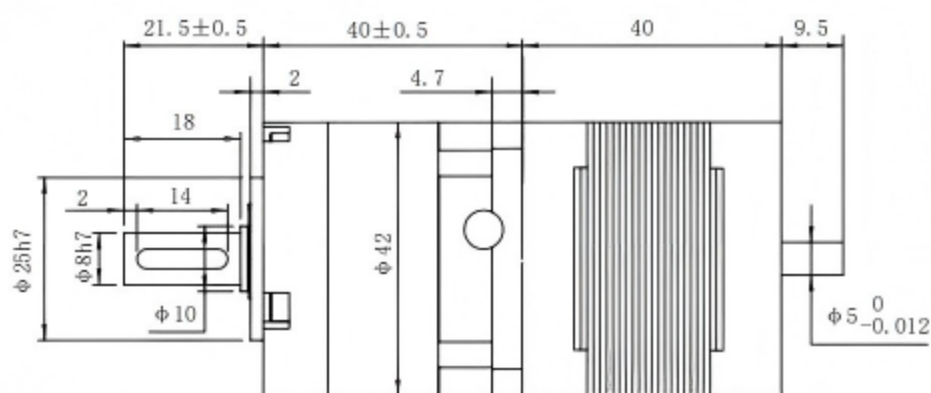
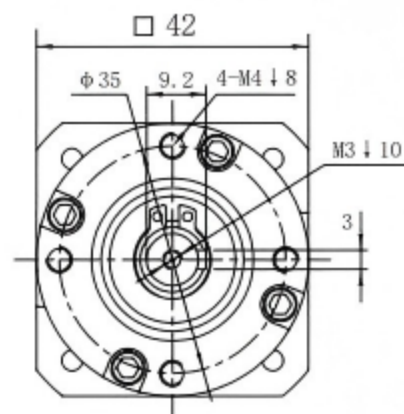
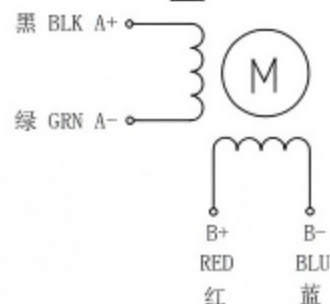
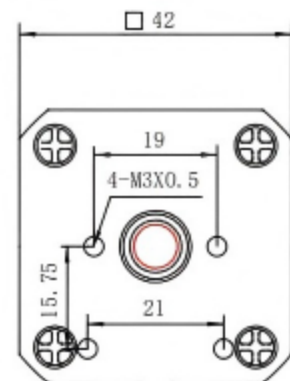


尺寸图 Dimensional drawing



绕线图 Wiring Diagram



Excitation sequence and direction of clockwise

STEP	A+	B+	A-	B-
1	+	+	-	-
2	-	+	+	-
3	-	-	+	+
4	+	-	-	+

CW

CCW

seen from the mounting surface It is clockwise

1200±50

UL1007 AWG26

1.步距角 Step angle	1.8° ±5%
2.相数 Number of phase	2
3.相电压 Phase voltage	3.27 VDC
4.相电流 Phase current	1.68 Amp
5.相电阻 Phase resistance	1.95 Ω ±10% (At 20° C)
6.相电感 Phase inductance	4.4 mH ±20%
7.静力矩 Static moment	0.45 N.m
8.绝缘等级 Insulation class	Class B
9.绝缘电阻 Insulation resistance	100M Ω min. (500V DC)
10.环境温度 Ambient temperature	-20° ~+50°
11.环境湿度 Ambient hum	15% to 95%
12.电机重量 Motor weight	Approx 0.3 Kg
13.使用电压 Use voltage	VDC:12-36V
14.推荐驱动器 Recommended drive	OK2D4020A

减速机级数 Reducer series	Level 1				Level 2							
减速比 Exact reduction ratio	3	4	5	10	12	16	20	25	35	40	50	70
额定负载 Rated load (N.m)	8	9	9	5	10	10	10	10	10	10	10	10
减速机长度 (L-mm)	40				51							
效率 Efficiency %	96				94							
回差 Arcmin (arcmin)	≤15				≤20							
噪音 (DB) Noise	≤55				≤55							
减速机重量 Reducer weight	0.25				0.35							

工艺 Technology

单位 Unit

mm

设计 Design

DRAWING

OK42STH40-174B-PE10-AR3

审核 Check

批准 Approved

Betty Y

比列 Scale

1: 1