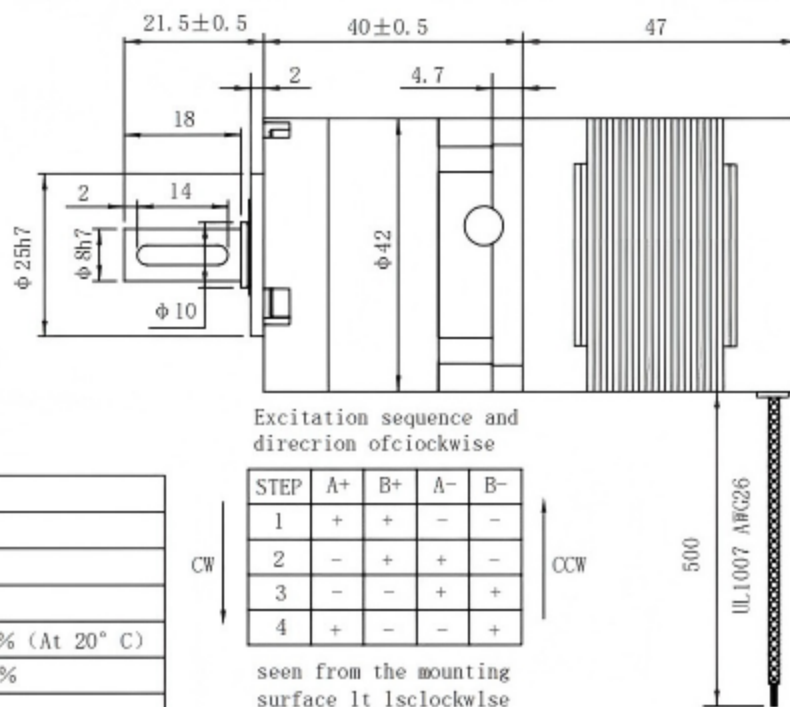
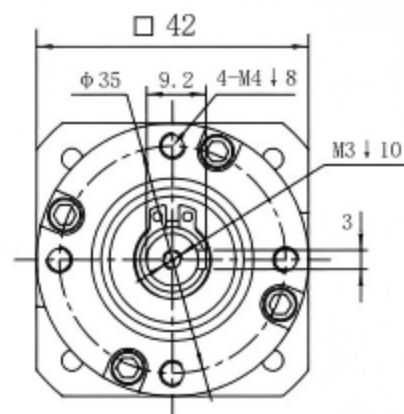
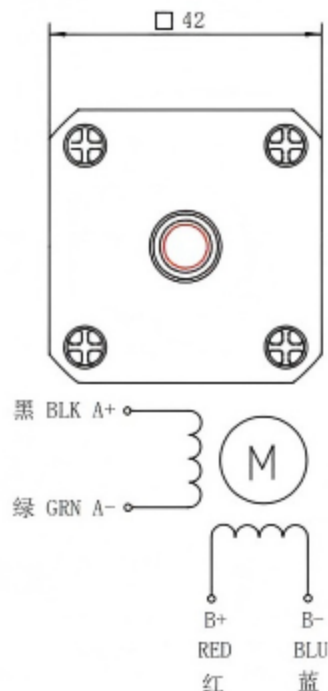


尺寸图 Dimensional drawing



绕线图 Wiring Diagram



1.步距角 Step angle	0.9° ±5%
2.相数 Number of phase	2
3.相电压 Phase voltage	3.06 VDC
4.相电流 Phase current	1.7 Amp
5.相电阻 Phase resistance	1.8 Ω ±10% (At 20° C)
6.相电感 Phase inductance	4.0 mH ±20%
7.静力矩 Static moment	0.40 N.m
8.绝缘等级 Insulation class	Class B
9.绝缘电阻 Insulation resistance	100MΩ min. (500V DC)
10.环境温度 Ambient temperature	-20° ~+50°
11.环境湿度 Ambient hum	15% to 95%
12.电机重量 Motor weight	Approx 0.38 Kg
13.使用电压 Use voltage	VDC:12-36V
14.推荐驱动器 Recommended drive	OK2D4020A

减速机级数 Reducer series	Level 1				Level 2							
减速比 Exact reduction ratio	3	4	5	10	12	16	20	25	35	40	50	70
额定负载 Rated load (N.m)	8	9	9	5	10	10	10	10	10	10	10	10
减速机长度 (L-mm)	40				51							
效率 Efficiency %	96				94							
回差 Arcmin (arcmin)	≤15				≤20							
噪音 (DB) Noise	≤55				≤55							
减速机重量 Reducer weight	0.25				0.35							

工艺 Technology		单位 Unit	mm	DRAWING	42STH47-174MA-PE10G
设计 Design					
审核 Check					
批准 Approved	Eric Z	比例 Scale	1: 1		