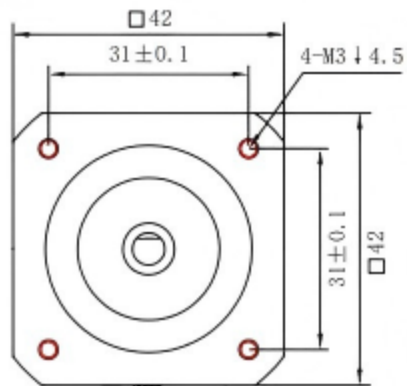
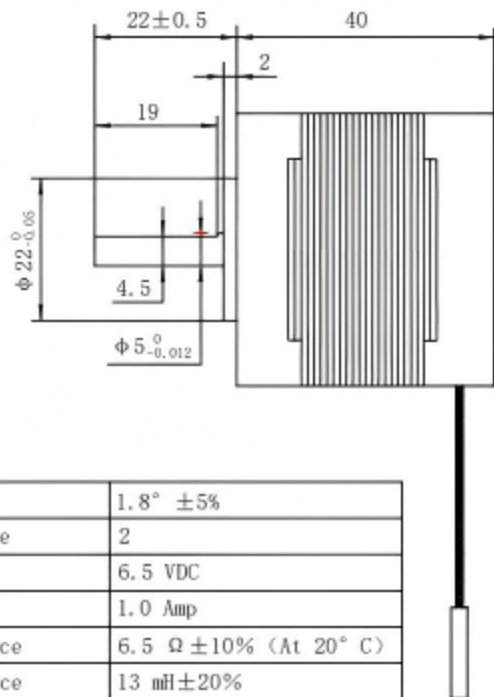
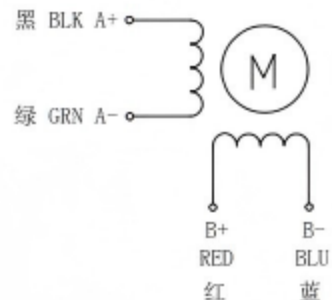


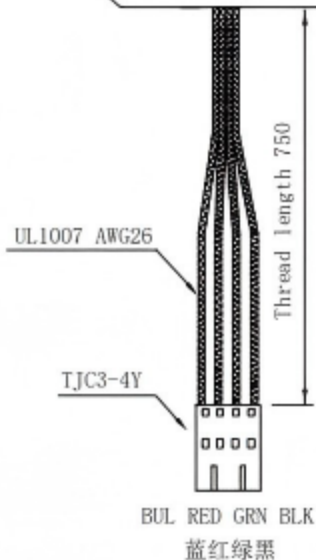
尺寸图 Dimensional drawing



绕线图 Wiring Diagram



1.步距角 Step angle	1.8° ±5%
2.相数 Number of phase	2
3.相电压 Phase voltage	6.5 VDC
4.相电流 Phase current	1.0 Amp
5.相电阻 Phase resistance	6.5 Ω ±10% (At 20° C)
6.相电感 Phase inductance	13 mH ±20%
7.静力矩 Static moment	5 Kg-cm
8.绝缘等级 Insulation class	Class B
9.绝缘电阻 Insulation resistance	100M Ω min. (500V DC)
10.环境温度 Ambient temperature	-40° - +60°
11.环境湿度 Ambient hum	15% to 95%
12.电机重量 Motor weight	Approx 0.3 Kg
13.使用电压 Use voltage	VDC:12-36V
14.推荐驱动器 Recommended drive	OK2D4020A



备注：线套号码管字母E

Excitation sequence and direction of clockwise

STEP	A+	B+	A-	B-
1	+	+	-	-
2	-	+	+	-
3	-	-	+	+
4	+	-	-	+

seen from the mounting surface It is clockwise

工艺 Technology		单位 Unit	mm
设计 Design			
审核 Check			
批准 Approved	Betty Y	比列 Scale	1: 1

Drawing

42FD40-104A-C1