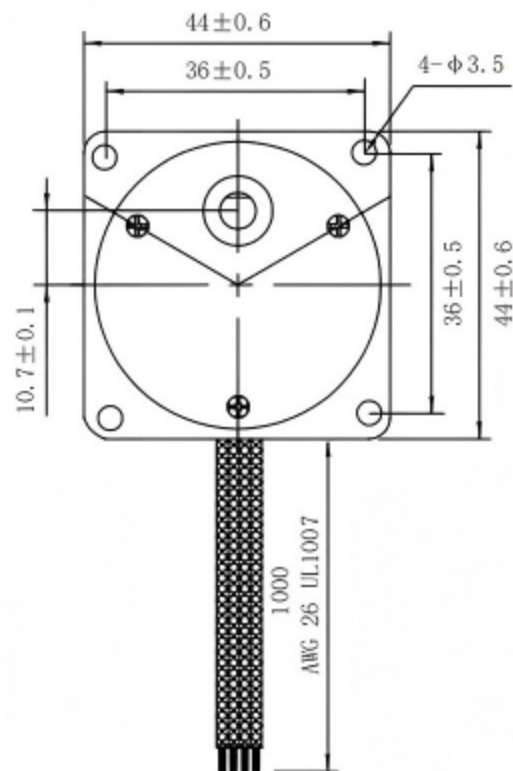
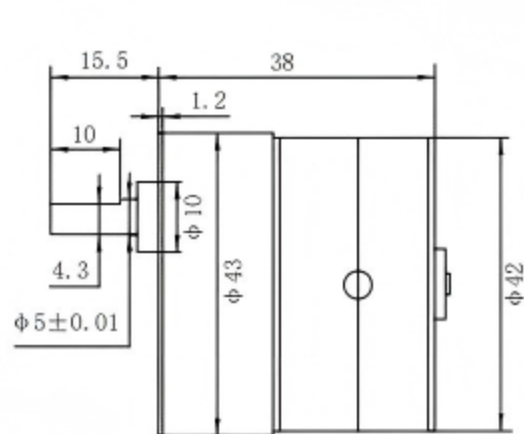
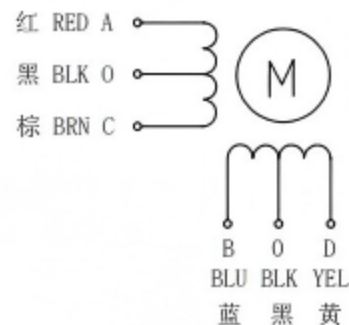


尺寸图 Dimensional drawing



绕线图 Wiring Diagram



1.步距角 Step angle	7.5° /75
2.相 数 Number of phase	4
3.相电压 Phase voltage	24 VDC
4.相电流 Phase current	133 mA
5.相电阻 Phase resistance	40 Ω ±10% (At 20° C)
6.牵入转矩 Pull in torque at 200PPS	5 kg.cm
7.空载起动频率 Max in rtate	280 PPS
8.防护等级 INSULATION class	E
9.线圈温升 Winding temperarure	≤60 ° C
10.绝缘介电强度 Dielectric Strength	600 VAC ISEC ImA
11.环境温度 Ambient temperature	-10° -+50° C
12.环境湿度 Ambient hum	15% to 95%
13.电机重量 Motor weight	Approx 0.2 Kg

Excitation sequence and direction of clockwise

Colour	Phase	1	2	3	4
红 RED	A	-			-
蓝 BUL	B	-	-		
棕 BRN	C		-	-	
黄 YEL	D			-	-
黑 BLK	0	+	+	+	+
黑 BLK	0	+	+	+	+

seen from the mounting surface It is clockwise

CW

CCW

工艺 Technology

单位 Unit

mm

Drawing

42BY38-0133PG75

设计 Design

审核 Check

批准 Approved

Betty Y

比列 Scale

1: 1

Shenzhen Sunshine Sea Technology Co.,Ltd