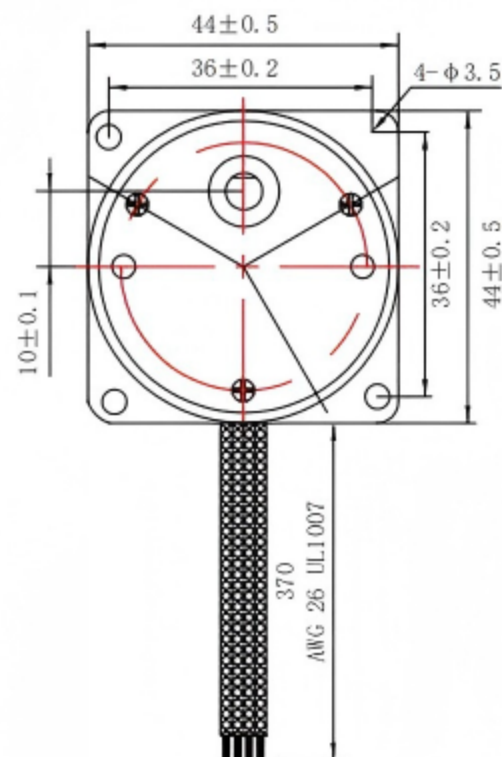
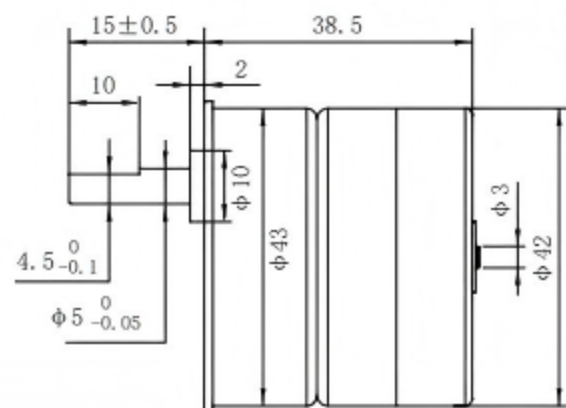
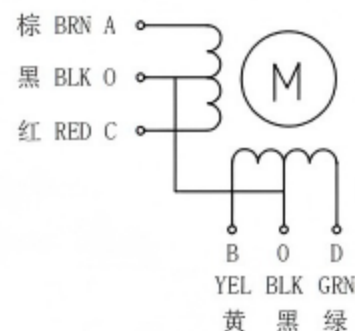


尺寸图 Dimensional drawing



绕线图 Wiring Diagram



Excitation sequence and direction of clockwise

Colour	Phase	1	2	3	4
棕 BRN	A	-			-
黄 YEL	B	-	-		
红 REF	C		-	-	
绿 GRN	D			-	-
黑 BLK	O	+	+	+	+
黑 BLK	O	+	+	+	+

seen from the mounting surface It is clockwise

CW

CCW

相数 Phase	4
步距角 Step angle	7.5 ° /10
电压 Voltage	12 V DC
驱动方式 Drive mode	4-2 Unipolar Constant Voltage
相电流 Current	0.24 A/Phase
电阻 Resistance	50±7% ohm/phase
起动转矩 Pull in torque	10 N.cm min(at 100pps)
定位转矩 Detent torque	100 N.cm max
起动频率 Pull-in rate	500 pps
运行频率 Pull-out rate	600 pps
绝缘等级 Insulation class	E
减速比 Moderating ratio	1/10
引线规格 LEADING WIRE	UL1007 26#
重量 Weight	About 0.2Kg
绝缘电阻 Insulation resistance	DC500V 100MΩ min
绝缘介电强度 Dielectric Strength	AC650V 1-2SEC min
使用温度范围 Operating Temp	-30-40℃

工艺 Technology		单位 Unit	mm
设计 Design			
审核 Check			
批准 Approved	Betty Y	比例 Scale	1: 1

Drawing

42BY38-0246PG10

Shenzhen Sunshine Sea Technology Co.,Ltd