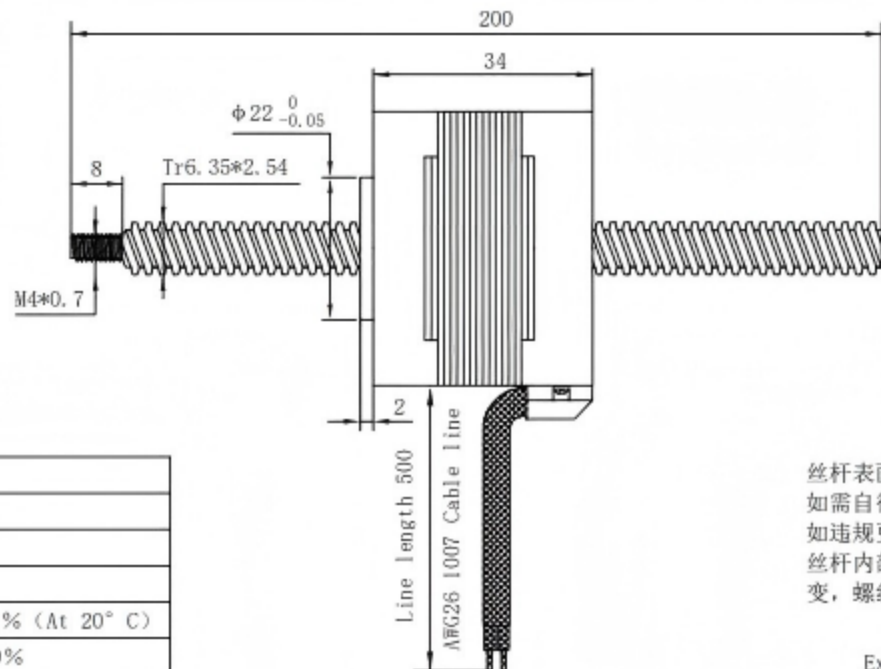
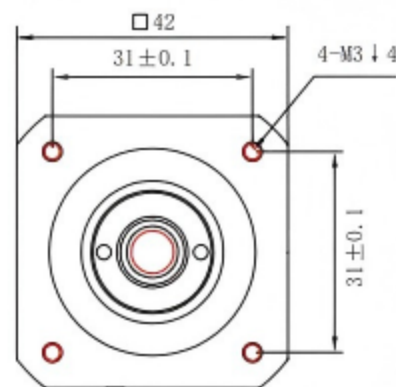
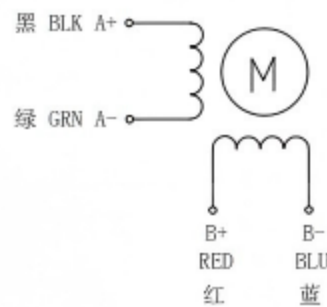


尺寸图 Dimensional drawing



绕线图 Wiring Diagram



注意

丝杆表面涂有专用油脂，严防污染，如需自行更换油脂需彻底清洗内外，如违规更换会降低电机使用寿命，丝杆内部POM注塑，使用100万次精度不变，螺纹不磨损，低噪音高精度

Excitation sequence and direction of clockwise

STEP	A+	B+	A-	B-
1	+	+	-	-
2	-	+	+	-
3	-	-	+	+
4	+	-	-	+

seen from the mounting surface It is clockwise

1.步距角 Step angle	1.8° ±5%
2.相数 Number of phase	2
3.相电压 Phase voltage	4.5 VDC
4.相电流 Phase current	1.5 Amp
5.相电阻 Phase resistance	1.7 Ω ±10% (At 20° C)
6.相电感 Phase inductance	2.8 mH ±20%
7.静力矩 Static moment	0.3 N.m
8.绝缘等级 Insulation class	Class B
9.绝缘电阻 Insulation resistance	100MΩ min. (500V DC)
10.环境温度 Ambient temperature	-20° →+50°
11.环境湿度 Ambient hum	15% to 95%
12.电机重量 Motor weight	Approx 0.25 Kg
13.使用电压 Use voltage	VDC:12-36V
14.推荐驱动器 Recommended drive	OK2D4020A

Screw 丝杆	
Screw diameter 丝杆直径	6.35mm
Lead screw 丝杆导程	2.54mm
Screw step 步长	0.0127mm
Screw drive mode 丝杆驱动式	贯通 (POM)

工艺 Technology	单位 Unit	mm	Drawing	42DL34-G200N-1P2.54
设计 Design				
审核 Check			Shenzhen Sunshine Sea Technology Co.,Ltd	
批准 Approved	Betty Y	比列 Scale 1: 1		