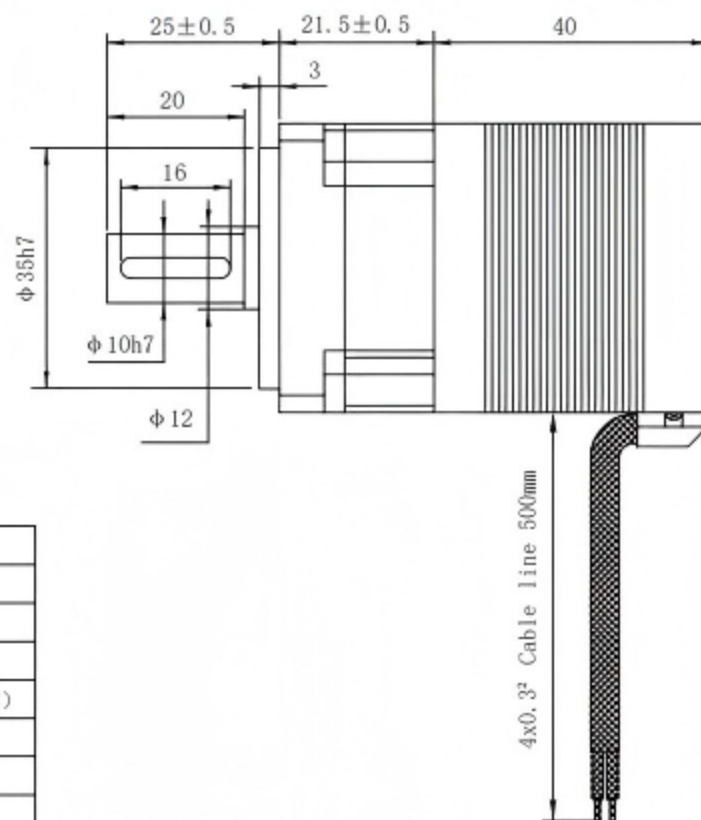
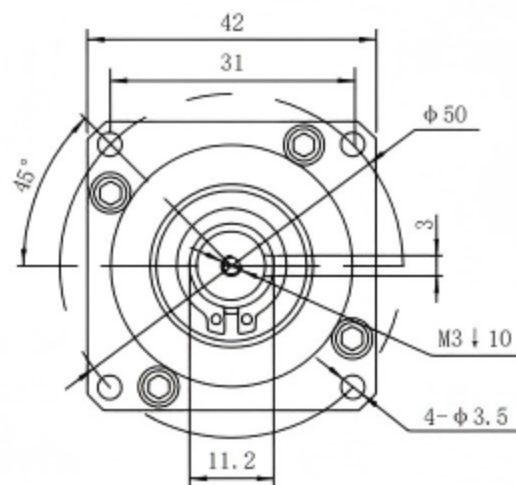
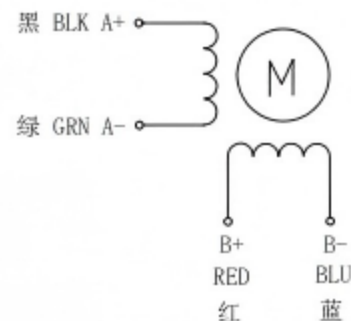


尺寸图 Dimensional drawing



绕线图 Wiring Diagram



1.步距角 Step angle	1.8° ±5%
2.相数 Number of phase	2
3.相电压 Phase voltage	2.2 VDC
4.相电流 Phase current	2.0 Amp
5.相电阻 Phase resistance	1.1 Ω ±10% (At 20° C)
6.相电感 Phase inductance	2.6 mH ±20%
7.静力矩 Static moment	0.45 N.m
8.绝缘等级 Insulation class	Class B
9.绝缘电阻 Insulation resistance	100MΩ min. (500V DC)
10.环境温度 Ambient temperature	-20° ~ +50°
11.环境湿度 Ambient hum	15% to 95%
12.电机重量 Motor weight	Approx 0.55 Kg
13.使用电压 Use voltage	VDC:12-36V
14.推荐驱动器 Recommended drive	OK2D4020A

减速机级数 Reducer series	Level 2
减速比 Exact reduction ratio	10
回差 Arcmin (arcmin)	≤15
噪音 (DB) Noise	≤58
效率 Efficiency %	99

Excitation sequence and direction of clockwise

STEP	A+	B+	A-	B-
1	+	+	-	-
2	-	+	+	-
3	-	-	+	+
4	+	-	-	+

seen from the mounting surface It is clockwise

工艺 Technology		单位 Unit	mm	Drawing	42DL40-204A-HPS10-A1
设计 Design					
审核 Check				Shenzhen Sunshine Sea Technology Co.,Ltd	
批准 Approved	Betty Y	比列 Scale	1: 1		